




# CLASS LIST SUMMER 2023



**Half Square Triangles with Emma Randall**

**Tuesday 22<sup>nd</sup> August 10.30am to 4.30pm**

32 Bridge Road, East Molesey, Surrey, KT8 9HA, Tel: 020 8941 7075

Web site: [creativequilting.co.uk](http://creativequilting.co.uk)

Email: [info@creativequilting.co.uk](mailto:info@creativequilting.co.uk)

## Class List for Creative Quilting Summer 2023

### Categories:

All =	anyone, no knowledge or experience needed
Advanced Beginner =	someone with some knowledge, for patchwork this includes rotary cutting skills, ¼" seam allowance mastered and able to use a sewing machine.
Intermediate =	someone with good patchwork skills

**Reminder:** - The class fee is due at the time of booking – It will be assumed that our terms and conditions below have been read and agreed when students book on our classes.

**Patchwork/Needlework does require time and patience so it is unlikely you will always finish the project during the class, although you will be given all the necessary instructions to complete it at home** (Open Format and Follow-on classes are also available to continue your project).

~~~~~  
**We have 6 Janome machines (M100 QDC) for students to hire during classes, which are ideal if your machine is too heavy to carry upstairs.  
The rental fee is only £5.00 per machine (for ½ or full day).  
The machines are available on a first come, first serve basis.**  
~~~~~

### Terms and Conditions

In addition to the T&Cs below please be aware that we may need to make changes to venues or cancel classes at short notice (e.g. if a tutor tests positive for Covid19). Where possible we will give you as much notice as possible.

If you would like to book a place on a class...

- 1) Either ring the shop or return the enclosed booking form with full payment.
- 2) We cannot guarantee your space unless you pay for your place – **bookings received without payment will be put on a waiting list and transferred to the actual list once paid for.**
- 3) Should you wish to cancel - providing you give us **7 days notice** before the class, we will issue a CREDIT NOTE. It can be used against goods or classes and there is no time limit on it. However, **if you do not give us 7 days notice we will NOT BE ABLE to issue a credit note** as we would have confirmed the tutor and committed to pay their fee. We will be happy for you to find someone to take your place, but we cannot take responsibility to find someone for you.
- 4) Should WE cancel a class, a full refund (via original payment method) or class credit (if you prefer) will be given.

**We will assume T&Cs have been read and agreed when you book on a class.**



**Parrs Free Motion Quilting Rulers – Level All**

**At Our Lady of Lourdes Church Hall**

**Tuesday 20<sup>th</sup> June 10am to 1pm £15 or**

**Tuesday 20<sup>th</sup> June 1.30pm to 4.30pm £15**

As seen on Sewing Street or at Quilting Shows – Parrs Free Motion Rulers can transform your quilting skills and are easy to use. During the 3 hour session you will be guided through how to attach the foot and use three rulers. Have you dreamt about mastering feathers, circles, hearts snowflakes and a whole host of other designs? Well now you can! If you enjoy the session and want to take your quilting to the next level you will be able to buy the correct foot for your machine and they will also have a wide variety of rulers available to buy on the day. You can see more information at [www.parrsfreemotionrulers.com](http://www.parrsfreemotionrulers.com) including all the video support (there is a video for each ruler) which is available 24/7 so when you get home you can still go back and watch the videos again and again.



**Pineapples with Emma Randall – Level Advanced Beginner**

**Tuesday 27<sup>th</sup> June 10.30am to 4.30pm £47**

Using the Creative Grids Pineapple (available in the shop) Emma will guide you through making these blocks, including thinking about colour placements, using dark or light backgrounds and setting on point. Emma will have three different quilts for you to choose from.



**New York Beauty and Flying Geese with Anita Birtles – Level Advanced Beginner**

**Friday 30<sup>th</sup> June 10.30am to 4.30pm £47**



This Foundation Paper Piecing (FPP) technique makes complex piecing simple. Learn new tips and techniques for curved piecing producing a stunning block that can be made into a beautiful cushion or bigger quilt.

**Open Format with Cathy Bonner – Level All**

**Tuesday 4<sup>th</sup> July 10.30am to 4.30pm £47**

**Thurs 17<sup>th</sup> August 10.30am to 4.00pm (earlier finish time) £43**

Want to finish all those UFOs? Bring along a project you have started with Cathy to finish off, or come along and get help starting a new one. Or if you missed a class that you wanted to do, just let us know when you book and Cathy will be able to get you started on it.



### **Dressmaking with Cathy Bonner - Level Intermediate**

**Wednesday 5<sup>th</sup> July 10.30am to 4.30pm £47**

**Tuesday 15<sup>th</sup> August 10.30am to 4.30pm £47**

Come and join Cathy who can guide you through dressmaking patterns. Cathy loves the patterns from Merchant and Mills and they are great for beginners. You will need to purchase any pattern you want to use before the class. We recommend the Merchant & Mills website ([merchantandmills.com](http://merchantandmills.com)) and love the Hattie and Factory dresses. If you are new to dressmaking you will probably need two sessions.



### **Beginner Patchwork Quilt with Cathy Bonner – Level All**

**Thursday 6<sup>th</sup> July 10.30am to 4.00pm (earlier finish time) £43**



New to patchwork? Come along and learn the basics including rotary cutting, strip piecing and lots more. You can make your blocks into a quilt, table runner or cushion. You won't finish it on the day, but you will have the instructions to continue at home and you can book onto another class to carry on working on your project.

### **Open Format with Anita Birtles – Level All**

**Tuesday 11<sup>th</sup> July 10.30am to 4.30pm £47**

Bring along a project you have started with Anita to finish off or come along and get help starting a new one. Or if you missed a class that you wanted to do, just let us know when you book, and Anita will be able to get you started on it.



### **Long Landscape with Vicky O'Leary– Level All**

**Friday 14<sup>th</sup> July 10.30am to 2.30pm £31.50**

Create this lovely long landscape using your own scrap fabrics and add any ribbons, threads, beads and trimmings you may have. Learn how to create small floral textures from scrap fabrics and combine them with french knots, beads, and loose french knots to create a lovely layered wall hanging. Please see the list for the actual items you will need to bring. The finished piece is 16cm wide and 50cm high. This could be used as a wall hanging or the centre of a larger item such as a quilt.





**Open Format with Emma Randall – Level All**

**Thursday 20<sup>th</sup> July 10.30am to 4.30pm £47**

**Tuesday 8<sup>th</sup> August 10.30am to 4.30pm £47**

Bring along a project you have started with Emma to finish off or come along and get help starting a new one. Or if you missed a class that you wanted to do, just let us know when you book, and Emma will be able to get you started on it.



**Scraps Saturday with Anita Birtles – Level All**

**Saturday 22<sup>nd</sup> July 10.30am to 4.30pm £47**

Ever wondered what to do with your scraps? Well Anita has plenty of lovely tips and techniques for using scraps; from till roll edging to scrappy 10" squares or Crumb squares plus scrappy binding. Sort through your scraps and join us for some sewing fun.




**Free Motion Quilting with Anita Birtles – Level All**

**Tuesday 25<sup>th</sup> July 10.30am to 4.30pm £47**

**Tuesday 1<sup>st</sup> August 10.30am to 4.30pm £47**

FMQ, Meander, Stipple, Leaves, Love Hearts and QAYG – if this means nothing to you or if you know what it means and want to learn more then this class is for you! FMQ is Free Motion Quilting and not as scary as it sounds. Anita will start you off with the Stipple design and you will be practising on 10" blocks which you can then either keep as a reference for future quilting or put them together using the QAYG (Quilt as You Go) method.



**Camden Bag with Daphne Morris – Level Advanced Beginner £85 (covers both days)**

**Wednesday 2<sup>nd</sup> August 10.30am to 4.30pm**

**AND Wednesday 23<sup>rd</sup> August 10.30am to 4.30pm**

Do you ever read a pattern and wish you had someone who has already made it with you? If so, come and make this extremely practical Camden Bag with Daphne to guide you through the process. The class is split over 2 days to enable you to complete it as there will be some work to do between classes.



**Stumpwork Poppies with Wendy Mansfield – Level All**

**Wednesday 9<sup>th</sup> August 10.30am to 4.30pm £47**

Come and learn a range of stitches including needlelace, padded work and embroidery skills to create a 3D poppy picture. Discover how to build up different elements to create the wonderful 3D effect. You will need to buy a kit direct from the tutor on the day which will cost £7.



**By Annie Bags with Anita Birtles – Level All**

**Friday 11<sup>th</sup> August 10.30am to 4.30pm £47**

**Friday 25<sup>th</sup> August 10.30am to 4.30pm £47**

Do you need something portable to keep your sewing projects in? Make either the 'A Place for Everything' bag (shown on the right) or the 'Piecekeeper Project' bag from By Annie, they are ideal for keeping all your supplies together when you travel. A plethora of techniques combine quilting, binding, putting in zips, working with mesh and vinyl and bag hardware.

You will need to purchase the pattern (available in the shop) and we suggest that you will need 2 sessions to make the 'A Place for Everything' bag and 1 session for the 'Piecekeeper Project' bag.

*If you book and attend both classes you will receive a £10 credit to spend in the shop on the second day.*



**Trip Around the World with Cathy Bonner – Level All**

**Wednesday 16<sup>th</sup> August 10.30am to 16.30pm £47**

A classic quilting design, this pattern is easier to make than you think, and doesn't require you to cut lots of small pieces! You can use yardage (fat quarters are ideal), jelly roll or strip roll or scraps.



**Half Square Triangles with Emma Randall – Level All**

**Tuesday 22<sup>nd</sup> August 10.30am to 4.30pm £47**



Come and learn how to make fast half square triangles (HSTs) and avoid cutting and sewing on the bias. Once you've mastered the technique you can make a variety of different designs with your HST blocks. Emma will share some of these designs with you.



## Knitting and Crochet

### Knitting Techniques with Daphne Morris – Level All

**Thursday 15<sup>th</sup> June 11.00am to 13.00pm £17**

**Thursday 3<sup>rd</sup> August 11.00am to 13.00pm £17**

Come along to our knitting technique classes, all levels welcome including beginners. Bring projects you have started that you need help with or learn how to master those techniques that have baffled you in the past. You can also learn new methods of putting stitches together.



If you are interested in **Crochet classes**, Jane Czaja hires our classroom to teach private classes (for Beginners and Intermediate levels). You can find more details and upcoming dates on her website [www.janescrochet.com](http://www.janescrochet.com) or email her at [janeczaja@gmail.com](mailto:janeczaja@gmail.com)

### Open Format and Patchwork with Valerie Nesbitt – Level All

**£47 per session**

#### Classes at the Shop

**Wednesday 28<sup>th</sup> June 10.30am to 4.30pm**

**Wednesday 12<sup>th</sup> July 10.30am to 4.30pm**

#### Classes at Our Lady of Lourdes (Hampton Court Way, Surrey KT7 0LP)

(More table space, free all day parking and no steps)

**Saturday 10<sup>th</sup> June 10.00am to 4.00pm**

**Saturday 8<sup>th</sup> July 10.00am to 4.00pm**

**Wednesday 26<sup>th</sup> July 10.00am to 4.00pm**

Open to all – especially patchwork virgins, relaxed and friendly atmosphere! Valerie has been teaching patchwork for many years and what she doesn't know about the subject isn't worth knowing! She will be on hand to guide you through your own project or help you choose your new one. Val will discuss a project with you before class. Machine hire available at £5.00 per session, please book when you book the class.





32 Bridge Road, East Molesey, Surrey, KT8 9HA, Tel: 020 8941 7075

Web site: [creativequilting.co.uk](http://creativequilting.co.uk)

Email: [info@creativequilting.co.uk](mailto:info@creativequilting.co.uk)

## Class Booking Form

Name: \_\_\_\_\_

Phone number: \_\_\_\_\_

Email address: \_\_\_\_\_

Course Date	Course Description	Machine Required? Y/N <i>£5.00 per class</i>	Total Amount

Total £ \_\_\_\_\_

Please make cheques payable to Creative Quilting or call the shop to book by card.